



Instructions:

1. Purchase 8.5" x 11" sticker paper such as: avery.com/blank/labels/94268
2. Print and trim
3. Apply to blank 4" arabesque ornaments (available at michaels.com)
4. Wrap as a lovely gift for the cheese lovers in your life or display on your own tree
5. Enjoy the holidays with a Wisconsin artisan cheese board shared with family and friends

Happy
Holidays from





Instructions:

1. Purchase 8.5" x 11" sticker paper such as: avery.com/blank/labels/94268
2. Print and trim
3. Apply to blank 4" arabesque ornaments (available at michaels.com)
4. Wrap as a lovely gift for the cheese lovers in your life or display on your own tree
5. Enjoy the holidays with a Wisconsin artisan cheese board shared with family and friends

Happy
Holidays from






Instructions:

1. Purchase 8.5" x 11" sticker paper such as: avery.com/blank/labels/94268
2. Print and trim
3. Apply to blank 4" arabesque ornaments (available at michaels.com)
4. Wrap as a lovely gift for the cheese lovers in your life or display on your own tree
5. Enjoy the holidays with a Wisconsin artisan cheese board shared with family and friends

Happy
Holidays from






Instructions:

1. Purchase 8.5" x 11" sticker paper such as: avery.com/blank/labels/94268
2. Print and trim
3. Apply to blank 4" arabesque ornaments (available at michaels.com)
4. Wrap as a lovely gift for the cheese lovers in your life or display on your own tree
5. Enjoy the holidays with a Wisconsin artisan cheese board shared with family and friends

Happy
Holidays from






Instructions:

1. Purchase 8.5" x 11" sticker paper such as: avery.com/blank/labels/94268
2. Print and trim
3. Apply to blank 4" arabesque ornaments (available at michaels.com)
4. Wrap as a lovely gift for the cheese lovers in your life or display on your own tree
5. Enjoy the holidays with a Wisconsin artisan cheese board shared with family and friends

Happy
Holidays from






Instructions:

1. Purchase 8.5" x 11" sticker paper such as: avery.com/blank/labels/94268
2. Print and trim
3. Apply to blank 4" arabesque ornaments (available at michaels.com)
4. Wrap as a lovely gift for the cheese lovers in your life or display on your own tree
5. Enjoy the holidays with a Wisconsin artisan cheese board shared with family and friends

Happy
Holidays from






Instructions:

1. Purchase 8.5" x 11" sticker paper such as: avery.com/blank/labels/94268
2. Print and trim
3. Apply to blank 4" arabesque ornaments (available at michaels.com)
4. Wrap as a lovely gift for the cheese lovers in your life or display on your own tree
5. Enjoy the holidays with a Wisconsin artisan cheese board shared with family and friends

Happy
Holidays from






Instructions:

1. Purchase 8.5" x 11" sticker paper such as: avery.com/blank/labels/94268
2. Print and trim
3. Apply to blank 4" arabesque ornaments (available at michaels.com)
4. Wrap as a lovely gift for the cheese lovers in your life or display on your own tree
5. Enjoy the holidays with a Wisconsin artisan cheese board shared with family and friends

Happy
Holidays from





Instructions:

1. Purchase 8.5" x 11" sticker paper such as: avery.com/blank/labels/94268
2. Print and trim
3. Apply to blank 4" arabesque ornaments (available at michaels.com)
4. Wrap as a lovely gift for the cheese lovers in your life or display on your own tree
5. Enjoy the holidays with a Wisconsin artisan cheese board shared with family and friends

Happy
Holidays from






Instructions:

1. Purchase 8.5" x 11" sticker paper such as: avery.com/blank/labels/94268
2. Print and trim
3. Apply to blank 3" circle ornaments (available at michaels.com)
4. Wrap as a lovely gift for the cheese lovers in your life or display on your own tree
5. Enjoy the holidays with a Wisconsin artisan cheese board shared with family and friends

Happy
Holidays from





Instructions:

1. Purchase 8.5" x 11" sticker paper such as: avery.com/blank/labels/94268
2. Print and trim
3. Apply to blank 3" circle ornaments (available at michaels.com)
4. Wrap as a lovely gift for the cheese lovers in your life or display on your own tree
5. Enjoy the holidays with a Wisconsin artisan cheese board shared with family and friends

Happy
Holidays from





Instructions:

1. Purchase 8.5" x 11" sticker paper such as: avery.com/blank/labels/94268
2. Print and trim
3. Apply to blank 3" circle ornaments (available at michaels.com)
4. Wrap as a lovely gift for the cheese lovers in your life or display on your own tree
5. Enjoy the holidays with a Wisconsin artisan cheese board shared with family and friends

Happy
Holidays from





Instructions:

1. Purchase 8.5" x 11" sticker paper such as: avery.com/blank/labels/94268
2. Print and trim
3. Apply to blank 3" circle ornaments (available at michaels.com)
4. Wrap as a lovely gift for the cheese lovers in your life or display on your own tree
5. Enjoy the holidays with a Wisconsin artisan cheese board shared with family and friends

Happy
Holidays from





Cold Pack



Dunbarton Blue



EWE CALF
to be KIDding



Colby





Brick Cheese

Instructions:

1. Purchase 8.5" x 11" sticker paper such as: avery.com/blank/labels/94268
2. Print and trim
3. Apply to blank 3" circle ornaments (available at michaels.com)
4. Wrap as a lovely gift for the cheese lovers in your life or display on your own tree
5. Enjoy the holidays with a Wisconsin artisan cheese board shared with family and friends

Happy
Holidays from





Instructions:

1. Purchase 8.5" x 11" sticker paper such as: avery.com/blank/labels/94268
2. Print and trim
3. Apply to blank 3" circle ornaments (available at michaels.com)
4. Wrap as a lovely gift for the cheese lovers in your life or display on your own tree
5. Enjoy the holidays with a Wisconsin artisan cheese board shared with family and friends

Happy Holidays from

